



# Official ASBK Test

## Phillip Island GP Circuit

### February 2 & 3



ASBK.COM.AU f t i y

### SUPERSPORT Practice 2

Date: 02/02/19  
Event: P08  
Weather: Sunny - Temp: 25.8C  
Track: Dry - Temp: 44.0C

Started at: 12:15:11  
Laps: 25 Min  
Starters: 17  
Printed at: 12:45

### CLASSIFICATION

Pos	No	Name	Machine	Fastest Lap	On Lap	Behind Prev	Behind Leader	Top Speed
1	7	Tom TOPARIS (NSW) / Landbridge Yamaha / YRT / Leda Nutrition / Ganter Constructions	Yamaha YZF-R6	1:36.282	10 of 10			264
2	27	Nicholas LIMINTON (SA) / Yamaha Motor Aust. / Race Bike Services / Ohlins / Maxima Oils	Yamaha YZF-R6	1:37.626	4 of 9	1.344	1.344	259
3	17	Broc PEARSON (QLD)	Yamaha YZF-R6	1:37.833	11 of 11	.207	1.551	261
4	33	Reid BATTYE (NSW) / Suzuki / RidelineRoadbikeshop / Link international / AGV / Macna / TCX	Suzuki GSX-R	1:38.264	5 of 11	.431	1.982	261
5	68	Oli BAYLISS (QLD)	Yamaha YZF-R6	1:38.542	9 of 9	.278	2.260	260
6	54	Sam LAMBERT (NT) / Mv Agusta Aus-NZ / Fuchs Silkolene / Bridgestone / Ride Dynamics	MV Agusta F3	1:38.807	9 of 10	.265	2.525	265
7	46	Aidan HAYES (NSW) / Hayes Johnston Pty Ltd Chartered Accountants	Yamaha YZF-R6	1:39.030	9 of 13	.223	2.748	264
8	85	Ty LYNCH (SA) / Australian Outdoor Living / A-Plus Diesel / Adelaide M-cycle Recovery	Yamaha YZF-R6	1:39.426	11 of 11	.396	3.144	259
9	42	Jack PASSFIELD (NSW) / Stay Upright Rider Training / GASD Suspension / Dmoto / Pirelli / KYT	Yamaha YZF-R6	1:39.657	5 of 6	.231	3.375	262
10	82	Chris QUINN (NSW) / Coopers Dry / The Channon Tavern	Yamaha YZF-R6	1:39.782	7 of 7	.125	3.500	254
11	96	Luke MITCHELL (NSW) / JNL Racing / YRD	Yamaha YZF-R6	1:40.244	12 of 13	.462	3.962	260
12	39	Scott NICHOLSON (VIC) / Traction Control Motorsport	Suzuki GSX-R	1:40.592	11 of 13	.348	4.310	261
13	88	Luke SANDERS (VIC)	Yamaha YZF-R6	1:40.924	5 of 5	.332	4.642	263
14	86	Dallas SKEER (SA) / Penrite Oils / Barry Francis M-cycles / Suzuki Aust. / Ron Angel Classic Racing	Suzuki GSX-R	1:41.349	5 of 5	.425	5.067	258
15	61	Rhys BELLING (VIC) / LXI Racing / YRD / Yamaha / The Grinning Dingo / AARK Susp. & Tuning	Yamaha YZF-R6	1:41.447	7 of 13	.098	5.165	263
16	555	Andrew EDSEER (NSW) / KHB Racing	Kawasaki ZX6R	1:41.612	5 of 9	.165	5.330	261
17	21	Daniel LEONARD (VIC) / Smith Truck Group / Ords Motorcycles	Yamaha YZF-R6	1:44.081	2 of 8	2.469	7.799	248

Current best lap for SS class - 1:35.330 by Mark CHIODO (VIC) on a Triumph Daytona set on 07/10/17



*Scott Laing*  
Chief Time Keeper - Scott Laing

Clerk of Course - Simon Maas

Computime Race Timing Systems Pty Ltd © 1996  
Licensed to Computime Race Timing Systems

[www.computime.com.au](http://www.computime.com.au)

COMPUTIME RACE TIMING SYSTEMS PTY LTD





# Official ASBK Test

## Phillip Island GP Circuit

### February 2 & 3



ASBK.COM.AU f t i y

### SUPERSPORT

#### Practice 2

Date: 02/02/19  
 Event: P08  
 Weather: Sunny - Temp: 25.8C  
 Track: Dry - Temp: 44.0C



Started at: 12:15:11  
 Laps: 25 Min  
 Starters: 17  
 Printed at: 12:45

### LAP TIMES

No	Name	Lap 1	Lap 2	Lap 3	Lap 4	Lap 5	Lap 6	Lap 7	Lap 8	Lap 9	Lap 10
7	Tom TOPARIS (NSW)	1:47.503	1:37.927	1:37.548	4:29.727	1:46.382	1:43.818	1:36.887	1:43.876	1:38.552	<b>1:36.282</b>
17	Broc PEARSON (QLD)	1:55.522	1:40.155	1:39.319	1:38.994	1:38.729	8:40.365	1:51.137	1:40.331	1:38.567	1:45.286
	10	<b>1:37.833</b>									
21	Daniel LEONARD (VIC)	1:54.226	<b>1:44.081</b>	6:57.703	1:59.158	1:47.441	1:46.072	1:45.578	1:45.417		
27	Nicholas LIMINTON (SA)	1:51.947	1:38.659	1:38.268	<b>1:37.626</b>	8:35.622	1:50.860	1:37.909	1:39.249	1:37.723	
33	Reid BATTYE (NSW)	1:50.079	1:39.934	1:40.732	1:47.441	<b>1:38.264</b>	4:04.250	1:49.570	1:38.716	1:39.312	1:47.249
	10	1:39.273									
39	Scott NICHOLSON (VIC)	1:50.247	1:42.638	1:42.057	1:41.837	1:41.676	1:41.423	1:41.532	5:40.659	1:49.914	1:41.195
	10	<b>1:40.592</b>	1:41.145	1:41.359							
42	Jack PASSFIELD (NSW)	1:50.548	1:40.352	1:40.634	1:40.390	<b>1:39.657</b>	1:39.950				
46	Aidan HAYES (NSW)	1:52.210	1:40.251	1:40.706	1:39.762	1:39.735	1:41.343	1:39.252	1:39.346	<b>1:39.030</b>	1:39.626
	10	1:49.106	1:39.837	1:39.739							
54	Sam LAMBERT (NT)	1:48.548	1:40.695	1:42.269	1:52.132	1:40.891	1:39.326	1:38.858	1:39.233	<b>1:38.807</b>	1:39.392
61	Rhys BELLING (VIC)	1:52.347	1:42.809	1:42.117	1:42.112	1:41.481	1:41.448	<b>1:41.447</b>	1:42.567	4:03.842	1:49.890
	10	1:44.006	1:42.861	1:43.125							
68	Oli BAYLISS (QLD)	1:50.793	1:40.741	1:39.712	1:39.620	9:28.537	1:48.978	1:39.600	1:39.312	<b>1:38.542</b>	
82	Chris QUINN (NSW)	5:05.634	1:58.041	1:41.501	1:40.703	1:40.531	7:58.645	<b>1:39.782</b>			
85	Ty LYNCH (SA)	1:54.547	1:42.175	1:41.259	1:40.901	1:40.667	6:26.255	1:49.432	1:44.054	1:40.071	1:40.438
	10	<b>1:39.426</b>									
86	Dallas SKEER (SA)	1:50.961	2:34.332	1:51.223	1:41.498	<b>1:41.349</b>					
88	Luke SANDERS (VIC)	1:50.463	1:42.790	1:42.888	1:41.371	<b>1:40.924</b>					
96	Luke MITCHELL (NSW)	1:54.717	1:42.451	1:41.387	1:41.109	1:40.517	1:40.434	4:44.639	2:02.568	1:41.873	1:44.939
	10	1:40.632	<b>1:40.244</b>	1:40.643							
555	Andrew EDSER (NSW)	1:53.726	1:43.751	1:42.492	1:42.301	<b>1:41.612</b>	1:42.201	1:41.754	2:05.071	1:42.174	

*Scott Laing*  
 Chief Time Keeper - Scott Laing

.....  
 Clerk of Course - Simon Maas





# Official ASBK Test

## Phillip Island GP Circuit

### February 2 & 3



ASBK.COM.AU f t i y

### SUPERSPORT Practice 2

Started at: 12:15:11  
Laps: 25 Min  
Starters: 17  
Printed at: 12:45


Date: 02/02/19  
Event: P08  
Weather: Sunny - Temp: 25.8C  
Track: Dry - Temp: 44.0C

### SPLIT TIMES

Lap	Split 1	Split 2	Split 3	Split 4	Lap Time	Spd	Lap	Split 1	Split 2	Split 3	Split 4	Lap Time	Spd
<b>7 Tom TOPARIS (NSW) (1st)</b>							1	34.286	30.336	19.354	27.971	1:51.947 P	
1	31.409	29.484	19.114	27.496	1:47.503 P	260	2	23.604	28.905	18.749	27.401	1:38.659	257
2	23.348	28.586	18.851	27.142	1:37.927	258	3	23.513	28.824	18.666	27.265	1:38.268	259
3	23.371	28.442	18.627	27.108	1:37.548	260	4	23.306	<b>28.614</b>	18.572	<b>27.134</b>	<b>1:37.626</b>	258
4	23.266	28.631	19.128	3:18.702	4:29.727	260	5	23.490	28.882	19.715	7:23.535	8:35.622	257
5	30.777	29.263	18.969	27.373	1:46.382 P	260	6	33.571	30.463	19.263	27.563	1:50.860 P	
6	23.747	30.947	21.096	28.028	1:43.818	260	7	23.407	28.674	18.552	27.276	1:37.909	257
7	23.441	<b>28.067</b>	18.453	26.926	1:36.887	262	8	<b>23.194</b>	29.600	19.092	27.363	1:39.249	257
8	23.937	33.077	18.969	27.893	1:43.876	261	9	23.245	28.772	<b>18.521</b>	27.185	1:37.723	257
9	23.209	28.183	19.136	28.024	1:38.552	263	<b>33 Reid BATTYE (NSW) (4th)</b>						
10	<b>23.018</b>	28.086	<b>18.409</b>	<b>26.769</b>	<b>1:36.282</b>	264	1	31.985	30.381	19.517	28.196	1:50.079 P	
<b>17 Broc PEARSON (QLD) (3rd)</b>							2	24.091	29.459	18.790	27.594	1:39.934	258
1	36.106	31.841	19.346	28.229	1:55.522 P	261	3	23.945	29.113	<b>18.647</b>	29.027	1:40.732	259
2	23.628	29.671	18.939	27.917	1:40.155	261	4	24.242	35.129	20.484	27.586	1:47.441	260
3	23.806	29.020	18.847	27.646	1:39.319	261	5	<b>23.489</b>	<b>28.882</b>	18.651	<b>27.242</b>	<b>1:38.264</b>	261
4	23.565	28.950	18.859	27.620	1:38.994	260	6	23.582	29.127	19.066	2:52.475	4:04.250	260
5	<b>23.379</b>	28.779	18.863	27.708	1:38.729	260	7	32.922	29.564	18.974	28.110	1:49.570 P	
6	27.923	33.440	21.266	7:17.736	8:40.365	259	8	23.558	28.979	18.715	27.464	1:38.716	258
7	34.043	29.953	19.245	27.896	1:51.137 P	260	9	23.768	28.935	18.834	27.775	1:39.312	258
8	23.563	28.870	18.971	28.927	1:40.331	260	10	25.593	33.017	20.417	28.222	1:47.249	257
9	23.500	28.717	18.868	27.482	1:38.567	261	11	23.684	29.011	18.832	27.746	1:39.273	259
10	23.546	34.922	19.181	27.637	1:45.286	258	<b>39 Scott NICHOLSON (VIC) (12th)</b>						
11	23.413	<b>28.510</b>	<b>18.770</b>	<b>27.140</b>	<b>1:37.833</b>	261	1	31.154	30.981	19.629	28.483	1:50.247 P	
<b>21 Daniel LEONARD (VIC) (17th)</b>							2	24.720	30.093	19.748	28.077	1:42.638	261
1	33.586	31.383	20.210	29.047	1:54.226 P	248	3	24.287	29.930	19.513	28.327	1:42.057	257
2	25.235	<b>30.727</b>	<b>19.780</b>	<b>28.339</b>	<b>1:44.081</b>	248	4	24.332	29.838	19.521	28.146	1:41.837	255
3	<b>24.796</b>	31.518	21.389	5:40.000	6:57.703	248	5	24.284	29.765	19.442	28.185	1:41.676	255
4	35.111	32.804	21.256	29.987	1:59.158 P	248	6	24.227	29.630	19.431	28.135	1:41.423	256
5	25.628	32.142	20.436	29.235	1:47.441	248	7	24.237	29.694	19.461	28.140	1:41.532	257
6	25.491	31.175	20.082	29.324	1:46.072	248	8	26.225	31.733	19.923	4:22.778	5:40.659	255
7	25.101	31.174	20.008	29.295	1:45.578	246	9	31.633	30.554	19.589	28.138	1:49.914 P	
8	25.082	31.027	20.211	29.097	1:45.417	247	10	24.325	29.576	19.606	<b>27.688</b>	1:41.195	257
<b>27 Nicholas LIMINTON (SA) (2nd)</b>							11	<b>24.019</b>	<b>29.328</b>	<b>19.300</b>	27.945	<b>1:40.592</b>	258
							12	24.151	29.547	19.351	28.096	1:41.145	256

*Scott Laing*  
Chief Time Keeper - Scott Laing

Clerk of Course - Simon Maas



Computime Race Timing Systems Pty Ltd © 1996  
Licensed to Computime Race Timing Systems  
[www.computime.com.au](http://www.computime.com.au)

COMPUTIME RACE TIMING SYSTEMS PTY LTD



# Official ASBK Test

## Phillip Island GP Circuit

### February 2 & 3



ASBK.COM.AU f t i y

### SUPERSPORT Practice 2

Date: 02/02/19  
Event: P08  
Weather: Sunny - Temp: 25.8C  
Track: Dry - Temp: 44.0C

Started at: 12:15:11  
Laps: 25 Min  
Starters: 17  
Printed at: 12:45

### SPLIT TIMES

Lap	Split 1	Split 2	Split 3	Split 4	Lap Time	Spd	Lap	Split 1	Split 2	Split 3	Split 4	Lap Time	Spd
13	24.182	29.751	19.385	28.041	1:41.359	254	61 Rhys BELLING (VIC) (15th)						
							1	33.185	30.744	19.918	28.500	1:52.347 P	
42 Jack PASSFIELD (NSW) (9th)							2	24.639	29.919	19.841	28.410	1:42.809	256
1	31.896	30.921	19.658	28.073	1:50.548 P		3	24.602	29.974	19.555	27.986	1:42.117	257
2	23.863	29.277	19.182	28.030	1:40.352	262	4	24.575	29.744	19.672	28.121	1:42.112	257
3	24.048	29.321	<u>19.115</u>	28.150	1:40.634	262	5	24.592	<u>29.559</u>	19.506	<u>27.824</u>	1:41.481	260
4	24.049	29.368	19.292	27.681	1:40.390	258	6	24.424	29.693	<u>19.365</u>	27.966	1:41.448	263
5	<u>23.737</u>	<u>29.167</u>	19.149	<u>27.604</u>	<u>1:39.657</u>	260	7	<u>24.328</u>	29.648	19.511	27.960	<u>1:41.447</u>	260
6	23.997	29.205	19.132	27.616	1:39.950	258	8	24.675	29.766	19.574	28.552	1:42.567	255
							9	24.423	30.283	19.743	2:49.393	4:03.842	254
46 Aidan HAYES (NSW) (7th)							10	31.058	29.992	19.939	28.901	1:49.890 P	
1	33.786	30.689	19.425	28.310	1:52.210 P		11	24.737	30.283	19.960	29.026	1:44.006	254
2	23.741	29.757	18.969	27.784	1:40.251	259	12	24.676	29.765	19.652	28.768	1:42.861	254
3	23.820	29.946	19.078	27.862	1:40.706	262	13	24.650	29.755	19.701	29.019	1:43.125	254
4	<u>23.517</u>	29.234	19.043	27.968	1:39.762	264							
5	23.759	29.131	18.907	27.938	1:39.735	262	68 Oli BAYLISS (QLD) (5th)						
6	24.337	29.424	19.465	28.117	1:41.343	263	1	32.889	29.718	19.876	28.310	1:50.793 P	
7	23.806	<u>28.972</u>	18.942	<u>27.532</u>	1:39.252	260	2	24.301	29.182	19.509	27.749	1:40.741	249
8	23.642	29.160	18.976	27.568	1:39.346	259	3	24.189	28.613	18.878	28.032	1:39.712	254
9	23.547	29.046	<u>18.746</u>	27.691	<u>1:39.030</u>	260	4	24.093	28.869	19.208	27.450	1:39.620	260
10	23.578	29.037	18.995	28.016	1:39.626	260	5	23.845	29.305	18.936	8:16.451	9:28.537	252
11	24.834	37.343	18.902	28.027	1:49.106	260	6	32.392	29.900	18.977	27.709	1:48.978 P	
12	24.050	29.167	18.902	27.718	1:39.837	258	7	24.135	28.686	<u>18.630</u>	28.149	1:39.600	249
13	23.690	29.156	18.792	28.101	1:39.739	260	8	<u>23.629</u>	29.186	19.184	27.313	1:39.312	255
							9	23.910	<u>28.486</u>	18.879	<u>27.267</u>	<u>1:38.542</u>	251
54 Sam LAMBERT (NT) (6th)							82 Chris QUINN (NSW) (10th)						
1	31.169	29.732	19.290	28.357	1:48.548 P		1					5:05.634	
2	23.947	29.385	19.242	28.121	1:40.695	263	2	36.472	31.553	20.889	29.127	1:58.041 P	
3	24.041	29.351	19.055	29.822	1:42.269	264	3	24.349	29.504	19.086	28.562	1:41.501	254
4	24.679	36.516	22.739	28.198	1:52.132	265	4	24.224	29.374	19.126	27.979	1:40.703	249
5	24.714	29.245	19.162	27.770	1:40.891	265	5	<u>24.161</u>	<u>29.369</u>	19.141	<u>27.860</u>	1:40.531	250
6	23.656	29.053	18.836	27.781	1:39.326	263	6	24.906	29.675	<u>18.897</u>	6:45.167	7:58.645	249
7	23.641	<u>28.811</u>	18.718	27.688	1:38.858	264	7					<u>1:39.782</u>	
8	23.634	29.090	18.880	27.629	1:39.233	263							
9	<u>23.571</u>	28.823	18.916	<u>27.497</u>	<u>1:38.807</u>	264	85 Ty LYNCH (SA) (8th)						
10	24.078	28.948	<u>18.665</u>	27.701	1:39.392	265							

Scott



Chief Time Keeper - Scott Laing

Clerk of Course - Simon Maas

Computime Race Timing Systems Pty Ltd © 1996  
Licensed to Computime Race Timing Systems

[www.computime.com.au](http://www.computime.com.au)

**COMPUTIME RACE TIMING SYSTEMS PTY LTD**





2019

# Official ASBK Test

## Phillip Island GP Circuit

### February 2 & 3



ASBK.COM.AU f t i y

### SUPERSPORT Practice 2

Date: 02/02/19  
Event: P08  
Weather: Sunny - Temp: 25.8C  
Track: Dry - Temp: 44.0C


Started at: 12:15:11  
Laps: 25 Min  
Starters: 17  
Printed at: 12:45

### SPLIT TIMES

Lap	Split 1	Split 2	Split 3	Split 4	Lap Time	Spd	Lap	Split 1	Split 2	Split 3	Split 4	Lap Time	Spd
1	35.305	30.404	19.977	28.861	1:54.547 P		1	32.380	32.544	20.988	28.805	1:54.717 P	
2	24.536	29.897	19.496	28.246	1:42.175	257	2	24.441	30.016	19.662	28.332	1:42.451	258
3	24.262	29.326	19.490	28.181	1:41.259	257	3	24.348	29.381	19.493	28.165	1:41.387	258
4	24.172	29.386	19.060	28.283	1:40.901	256	4	24.127	29.400	19.472	28.110	1:41.109	258
5	24.163	29.122	19.167	28.215	1:40.667	255	5	24.041	29.136	19.397	27.943	1:40.517	260
6	31.715	31.300	19.446	5:03.794	6:26.255	256	6	24.112	29.086	<b>19.221</b>	28.015	1:40.434	258
7	32.722	29.220	19.185	28.305	1:49.432 P		7	25.889	33.480	21.702	3:23.568	4:44.639	255
8	24.198	28.924	<b>18.949</b>	31.983	1:44.054	255	8	37.651	35.449	20.598	28.870	2:02.568 P	
9	23.864	29.174	19.007	28.026	1:40.071	259	9	24.325	29.626	19.778	28.144	1:41.873	259
10	23.960	29.171	19.028	28.279	1:40.438	256	10	24.179	32.620	20.211	27.929	1:44.939	258
11	<b>23.724</b>	<b>28.862</b>	18.973	<b>27.867</b>	<b>1:39.426</b>	253	11	24.159	29.235	19.309	27.929	1:40.632	260
							12	<b>23.964</b>	<b>29.071</b>	19.257	27.952	<b>1:40.244</b>	258
							13	24.080	29.314	19.351	<b>27.898</b>	1:40.643	258
<b>86 Dallas SKEER (SA) (14th)</b>													
1	31.852	31.042	19.638	28.429	1:50.961 P								
2	24.371	30.552	19.668	1:19.741	2:34.332	257	<b>555 Andrew EDSER (NSW) (16th)</b>						
3	33.676	29.941	19.434	28.172	1:51.223 P		1	32.489	31.705	20.504	29.028	1:53.726 P	
4	24.582	<b>29.604</b>	<b>19.149</b>	28.163	1:41.498	257	2	25.240	30.209	20.080	28.222	1:43.751	257
5	<b>24.337</b>	29.696	19.201	<b>28.115</b>	<b>1:41.349</b>	257	3	24.669	29.700	19.857	28.266	1:42.492	261
							4	24.550	29.656	19.641	28.454	1:42.301	261
							5	24.477	29.500	<b>19.501</b>	<b>28.134</b>	<b>1:41.612</b>	258
<b>88 Luke SANDERS (VIC) (13th)</b>							6	24.530	29.699	19.624	28.348	1:42.201	258
1	31.740	30.415	19.677	28.631	1:50.463 P		7	24.464	<b>29.331</b>	19.632	28.327	1:41.754	259
2	24.803	30.015	19.647	28.325	1:42.790	256	8	24.749	51.383	20.109	28.830	2:05.071	257
3	24.867	29.725	20.085	28.211	1:42.888	257	9	<b>24.439</b>	29.945	19.544	28.246	1:42.174	257
4	24.374	29.495	19.490	<b>28.012</b>	1:41.371	258							
5	<b>24.038</b>	<b>29.394</b>	<b>19.270</b>	28.222	<b>1:40.924</b>	263							
<b>96 Luke MITCHELL (NSW) (11th)</b>													

*Scott Laing*  
Chief Time Keeper - Scott Laing

Clerk of Course - Simon Maas



Computime Race Timing Systems Pty Ltd © 1996  
Licensed to Computime Race Timing Systems  
[www.computime.com.au](http://www.computime.com.au)

COMPUTIME RACE TIMING SYSTEMS PTY LTD



**2019**  
**Official ASBK Test**  
**Phillip Island GP Circuit**  
**February 2 & 3**



ASBK.COM.AU f t i y

**SUPERSPORT**  
**Practice 2**

Date: 02/02/19  
 Event: P08  
 Weather: Sunny - Temp: 25.8C  
 Track: Dry - Temp: 44.0C



Started at: 12:15:11  
 Laps: 25 Min  
 Starters: 17  
 Printed at: 12:45

**FASTEST LAPS SEQUENCE**

Race Time	No	Name	Machine	Fastest Lap	On Lap
1:54.407	88	Luke SANDERS (VIC)	Yamaha YZF-R6	1:50.463	1
2:13.960	39	Scott NICHOLSON (VIC)	Suzuki GSX-R	1:50.247	1
2:46.570	54	Sam LAMBERT (NT)	MV Agusta F3	1:48.548	1
3:37.197	88	Luke SANDERS (VIC)	Yamaha YZF-R6	1:42.790	2
3:40.427	68	Oli BAYLISS (QLD)	Yamaha YZF-R6	1:40.741	2
3:42.509	46	Aidan HAYES (NSW)	Yamaha YZF-R6	1:40.251	2
3:42.810	17	Broc PEARSON (QLD)	Yamaha YZF-R6	1:40.155	2
4:20.854	27	Nicholas LIMINTON (SA)	Yamaha YZF-R6	1:38.659	2
5:59.122	27	Nicholas LIMINTON (SA)	Yamaha YZF-R6	1:38.268	3
7:36.748	27	Nicholas LIMINTON (SA)	Yamaha YZF-R6	1:37.626	4
11:14.063	7	Tom TOPARIS (NSW)	Yamaha YZF-R6	1:37.548	3
20:50.877	7	Tom TOPARIS (NSW)	Yamaha YZF-R6	1:36.887	7
25:49.587	7	Tom TOPARIS (NSW)	Yamaha YZF-R6	1:36.282	10

*Scott Laing*  
 Chief Time Keeper - Scott Laing

.....  
 Clerk of Course - Simon Maas



Computime Race Timing Systems Pty Ltd © 1996  
 Licensed to Computime Race Timing Systems  
[www.computime.com.au](http://www.computime.com.au)

**COMPUTIME RACE TIMING SYSTEMS PTY LTD**



# 2019 Official ASBK Test Phillip Island GP Circuit February 2 & 3



ASBK.COM.AU f t i y

## SUPERSPORT Practice 2

Date: 02/02/19  
Event: P08  
Weather: Sunny - Temp: 25.8C  
Track: Dry - Temp: 44.0C

Started at: 12:15:11  
Laps: 25 Min  
Starters: 17  
Printed at: 12:45



### BEST PARTIAL TIMES

Pos	Split 1		Split 2		Split 3		Split 4		LAP		Ideal	Fastest
	Name	Time	Name	Time	Name	Time	Name	Time	Name			
1	T. TOPARIS	23.018	T. TOPARIS	28.067	T. TOPARIS	18.409	T. TOPARIS	26.769	T. TOPARIS	1:36.263	1:36.282	
2	N. LIMINTON	23.194	O. BAYLISS	28.486	N. LIMINTON	18.521	N. LIMINTON	27.134	N. LIMINTON	1:37.463	1:37.626	
3	B. PEARSON	23.379	B. PEARSON	28.510	O. BAYLISS	18.630	B. PEARSON	27.140	B. PEARSON	1:37.799	1:37.833	
4	R. BATTYE	23.489	N. LIMINTON	28.614	R. BATTYE	18.647	R. BATTYE	27.242	O. BAYLISS	1:37.973	1:38.542	
5	A. HAYES	23.517	S. LAMBERT	28.811	S. LAMBERT	18.665	O. BAYLISS	27.267	R. BATTYE	1:38.260	1:38.264	
6	S. LAMBERT	23.571	T. LYNCH	28.862	A. HAYES	18.746	S. LAMBERT	27.497	S. LAMBERT	1:38.544	1:38.807	
7	O. BAYLISS	23.590	R. BATTYE	28.882	B. PEARSON	18.770	A. HAYES	27.532	A. HAYES	1:38.767	1:39.030	
8	T. LYNCH	23.724	A. HAYES	28.972	C. QUINN	18.897	J. PASSFIELD	27.604	T. LYNCH	1:39.402	1:39.426	
9	J. PASSFIELD	23.737	L. MITCHELL	29.071	T. LYNCH	18.949	S. NICHOLSO	27.688	J. PASSFIELD	1:39.623	1:39.657	
10	L. MITCHELL	23.964	J. PASSFIELD	29.167	J. PASSFIELD	19.115	R. BELLING	27.824	C. QUINN	1:39.782	1:39.782	
11	S. NICHOLSO	24.019	S. NICHOLSO	29.328	D. SKEER	19.149	C. QUINN	27.860	L. MITCHELL	1:40.154	1:40.244	
12	L. SANDERS	24.038	A. EDSER	29.331	L. MITCHELL	19.221	T. LYNCH	27.867	S. NICHOLSO	1:40.335	1:40.592	
13	C. QUINN	24.161	C. QUINN	29.369	L. SANDERS	19.270	L. MITCHELL	27.898	L. SANDERS	1:40.714	1:40.924	
14	D. SKEER	24.249	L. SANDERS	29.394	S. NICHOLSO	19.300	L. SANDERS	28.012	D. SKEER	1:41.049	1:41.349	
15	R. BELLING	24.328	D. SKEER	29.536	R. BELLING	19.365	D. SKEER	28.115	R. BELLING	1:41.076	1:41.447	
16	A. EDSER	24.424	R. BELLING	29.559	A. EDSER	19.501	A. EDSER	28.134	A. EDSER	1:41.390	1:41.612	
17	D. LEONARD	24.796	D. LEONARD	30.727	D. LEONARD	19.780	D. LEONARD	28.339	D. LEONARD	1:43.642	1:44.081	

Scott Laing

Chief Time Keeper - Scott Laing

Clerk of Course - Simon Maas



Computime Race Timing Systems Pty Ltd © 1996  
Licensed to Computime Race Timing Systems

[www.computime.com.au](http://www.computime.com.au)

**COMPUTIME RACE TIMING SYSTEMS PTY LTD**